

Orange County Model A Ford Club

THE DISTRIBUTOR

60 Years




Volume 61 Issue 11

November, 2021

Editor Tissy Smith-Hatcher

Aspire to
inspire before
we expire.



Inside this issue:

President's Message/ Fall is Just Around the Corner	2
Board Member Contact Info/General Meeting Minutes	3
Calendar/Swap Meets	4
Photos of Tech Semi- nar at Don Dormeyer's	6
Membership Renewal Application	9
Jim's Tech Tip	10
Election form/ Sunshine & Sorrow	11
Adjusting Shock Absorbers/For Sale	12

*With great joy and excitement
you are invited to celebrate the installation of the*


**2022-2023 Board and Committee Members of the
ORANGE COUNTY MODEL A FORD CLUB**

*on Sunday, January 9, 2022
1pm to 4pm*

*The Villa
510 E Katella Ave
Orange, CA 92867*

*Cost is \$30 per person. Send payment to the club's
P.O. Box or give to Darwin Kibby directly.*

*For more info, contact Kathie McCall at
kathleenmccall1941@gmail.com or 714-469-0946*



**Attend the
November
General Meeting
Elections for
Technical Director
AND
Vice President/
Tour Director**



**Check that the
website info is
accurate. To update
any changes, email
your Editor.**

News From the President

By Louise Hall



"Always focus on the front windshield and not the rear-view mirror." Colin Powell
Happy November! November is the traditional month when we become more aware of and grateful for all that we have.

One of the things that I am most thankful for is you and the energy you all bring to the Model A meetings, tours and breakfasts. It is so fun to see the line-up of Model A's and hear the special sounds of their engines and horns.

The Model A Club of Orange County has enhanced my life for many years. I appreciate all the many happy memories and people I call friends who have come to me through this club.

Looking forward and focusing on the future of our club is very positive. We are active and doing well. Each meeting brings us new members, and everyone seems to be enjoying our new meeting space.

Our finances are doing pretty good considering that we've had to cancel the last 2 Pancake breakfast fund raisers. We were able to throw a great 60th anniversary party, continue to buy donuts for the seminars and will supplement the cost of the Installation banquet in January.

Next year looks to be promising with the election of two new board members. We have heard from 2 guys who have agreed to take on these positions. Thank you for stepping up, and thank you too to the many committee members who continue to serve. Don't forget to vote!

Thank you too to all of you who continue to support the club. Your commitment is very much appreciated.

As President of this organization, I have much to be grateful for, and a lot to look forward to.

See you on the road!

Louise

"Fall is Just Around the Corner"

By Patti Jones, Model A Restorer's Club of Arizona

As Winter is fast approaching, I'd like to show the styles of women's daytime coats from 1928-1931. During the Model A era, women's fashion styles changed dramatically in just those 4 years. Paris and New York were the style centers that dictated the most up to date chic styles that the modern era woman would wear. Generally, 1928-1929, the styles were boxy and straight across the bottom hems with no distinct waistline in dresses. Also, during these two years, dress hemlines were shorter than the early 20's. When the stock market crashed in 1929,



so too did the hemlines. They became a little shorter, and many styles had uneven hemlines, or handkerchief sides to give the styles more flair.

Coats in 1928-1929 had hemlines that generally were straight across the front. Some did have thin belts, but some followed the dress fashions of 1929 by having flairs on either side of the coat. Many coats during our era had no buttons but were held shut by the wearer. Furs often trimmed the collars and sleeves in a wide variety of skins. Intricate detailing on the coat was often done with piping, trims, pleats, embroidery, etc. Also note that these coats are just barely covering any dress worn under it.

Compare the 1928-29 coat lengths to the 1930-31 lengths. By 1930, coat hemlines dropped drastically...at least 3 inches from 1928-1929. Waist bands in dresses were beginning to be shown in many fashion houses as well as coats during 1930. Fur trimmed coats continued on in 1930, as well as in (Cont'd on Page7)

2021 BOARD MEMBERS

President – Louise Hall
714-282-0499/rickandlouise@socal.rr.com
VP/Activities – Joe Goff/949-636-3879/
josecool35@cox.net assisted by Kaci Terens
Secretary – Don Dormeyer
714-342-3259/don@dondormeyer.com
Treasurer – Darwin Kibby
310-938-6872/dkibby714@att.net
Technical – Richard Parrish
714-393-8582/parrich1937@gmail.com
Editor/Zoom Coordinator – Tissy Smith-
Hatcher / 714-546-8554/
tissysmith1@gmail.com
Immediate Past President – Jim Runyon
714-527-1829/jamesfrunyon@aol.com

COMMITTEES

ACCC Representative – David Knapp
Breakfast Committee – Terry Collings
Club Greeter – TBA
Election Chairperson – Joe Goff
Historian & Librarian – Steve Pavich
Merchandise Director – Diane Gaughen
Pancake Breakfast Setup & Coordination –
Frank Reese, Don Ratzlaff and Richard Bolls
Raffle – Ed Cote
Refreshments – Robert Scott
Regional Representative, SCRG -
Carolyn Ratzlaff
Sunshine & Sorrow – Marilyn Hawkins
Webmaster – Bruce MacIntosh

We have removed all
Committee members'
emails and phone
numbers in order to
ensure their privacy.
Members can find this info
in your roster.

Please Note: Some
information contained in
our newsletter has been
reprinted from other
newsletters; we thank and
acknowledge them.

Orange County Model A Ford Club

General Meeting Minutes on October 14, 2021

Call To Order - President Louise Hall called the meeting to order at 7:36 at the First Christian Church in Orange, CA.

Roll Call – Quorum - All Board members were in attendance except for Tissy Smith Hatcher, together with 49 club members. Marilyn Hawkins told a joke.

Approval of Minutes - A motion that the minutes of the September General Meeting was made by Norm Kredit and seconded by Sheila Plotkin; the motion was adopted.

Reports of Officers

Financial Report - Darwin Kibby provided the complete financial report to the attending members. Jim Runyon made a motion to accept the report; Marilyn Hawkins seconded. The membership voted to accept and passed. As of 30 September there are 149 memberships.

This month's membership drawing is \$10.

Darwin will revise the 2022 budget for Louise to present to the board at the November Board Meeting.

VP/Tour Director Report -Activities - Joe Goff said that a good time was had by all who attended the Camp Pendleton Tour and many had a catfish lunch. The trip was approximately 100 miles round trip.

Elections - Joe Goff is in charge of election candidates and will be nominating Mike Edmondson for Technical Director and Eric Engle for Activity Director. Eric Engle proposed a future trip to bring toys to Orangewood Children's home and one to parade through a Holiday Lights neighborhood.

Technical Report - Richard Parrish said that he and one other member went on a tour to Oak Glen. He said this year's seminars are complete as we have Rick Smyser's funeral on Saturday, Oct 23rd. There will be no seminars in November or December due to holidays. Richard was proud of the turnout for Doris Marshall's funeral.

Editor's Report - Editor Tissy Hatcher-Smith was absent.

Reports of Committees

Quick Communications Project - Don Dormeyer asked for volunteers to help oversee the text administration. He has a simple manual available.

Sunshine & Sorrow - Marilyn Hawkins sent out cards and flowers.

Merchandise - Diane Gaughen said all in-stock items are on sale for \$10. She will be passing out a sheet where members can list items they hope to purchase, depending on how back logged the supply chain is.

Medallions - Becky MacIntosh informed us of the possibility of ordering medallions. Looking for information on how many were ordered. Estimates \$500-\$700 for an order of 50.

Raffle Jim Runyon won the ID badge drawing for \$10. The Membership Drawing was #80, Mathew and Cheryl MacWillie. They weren't present so the \$10 rolls over to November. Membership drawing will be for \$20.

Installation Event - Kathie McCall informed us that the price will be \$30 per person to attend the Installation Dinner on January 8, with the club to pay the difference to keep the price down. Payments can be given to Darwin or mailed to the OCMAFC PO Box address.

Standard Order of Business-Open Issues - Until further (Cont'd on Page 8)



Upcoming Tours and Activities Calendar



Nov 6 (Sat) First Saturday Breakfast BS Session ~ The Katella Grill, 1325 W Katella Ave, Orange, 8am



Nov 11 (Thu) General Meeting will be at 7:30pm at First Christian Church of Orange,

1130 E Walnut, Orange (between Tustin & Cambridge). Follow the signs. Lots of free parking. The Board Meeting will be held at 6:30pm and all are welcome.



Cambria Tour

Nov 24 (Wed) Jaunt to Cambria. Contact Diane Gaughen for questions. See Page 10 for additional info.



Nov 25 (Thu) Fourth Thursday Breakfast **canceled due to holiday.**
Dec 2-5 MAFCA

National Awards Banquet hosted by Cowtown A's. Contact Jordan Douglass, 817-584-8125



Dec 4 (Sat) First Saturday Breakfast BS Session ~ The Katella Grill, 1325 W Katella Ave, Orange, 8am



Dec 9 (Thu) General Meeting will be at 7:30pm at First Christian Church of Orange, 1130 E

Walnut, Orange (between Tustin & Cambridge). Follow the signs. Lots of free parking. The Board Meeting

will be held at 6:30pm and all are welcome.



Dec 23 (Thu) Fourth Thursday Breakfast **canceled due to holiday.**

2022

Jan 9 (Sun) Board Members' Installation Banquet at The Villa, 510 E Katella Ave, Orange 92867. \$30 per person. Checks payable to OCMAFC

Jun 12-17 MAFCA National Convention, Kerrville, TX (note date change) hosted by Alamo A's. Contact Jimmy Taylor 830-660-8094



Swap Meets/Car Shows

Nov 7 (Sun) Pickin' Under the Antlers, Antique & Vintage Auto Swap Meet, Buena Park Elks Lodge, 7212 Melrose St, Buena Park 6am-10am

Nov 7 (Sun) San Fernando Valley Model A club, Swap Meet & car show.

Nov 14 (Sun) Long Beach Hi Performance Show and Swap Meet, Long Beach Veteran's Stadium, 5000 Lew Davis, Long Beach 90808, 6am-1pm

Dec 5 (Sun) Pickin' Under the Antlers, Antique & Vintage Auto Swap Meet, Buena Park Elks Lodge, 7212 Melrose St, Buena Park 6am-10am

Dec 12 (Sun) Long Beach Hi Performance Show and Swap Meet, Long Beach Veteran's Stadium, 5000 Lew Davis, Long Beach 90808, 6am-1pm

Jan 29-30 Turlock Swap Meet, 900 N Broadway (Stanislaus County Fairgrounds), Turlock, CA 95380

IF YOU LEARN OF OTHER SWAP MEETS, PLEASE SEND THE INFO TO OUR EDITOR SO THEY MAY BE INCLUDED HERE.

KATELLA GRILL

1325 W Katella Ave, Orange, CA 92867

BS Breakfast

November 6th

8am

A buffet will be offered for \$15.50 and includes breakfast, tax & tip

Terry Collings

Praying you'll grow
STRONGER
each day and be

COMFORTED
by the prayer and

LOVE
that surrounds you!

Your Friends at the Club

Deadline for submissions for the
next Distributor is

November 20, 2021

Submit all Articles and ads to
tissysmith1@gmail.com
or mail to

P.O. Box 10595, Santa Ana, CA 92711




UPDATE

The club is working
diligently to reserve a date
for the 2022 Pancake
Breakfast. We will keep
you posted.



REFRESHMENT
COORDINATOR FOUND



WE WOULD LIKE TO THANK ROBERT SCOTT
FOR VOLUNTEERING FOR THIS POSITION


MODEL A
Roster Raffle

CURRENT
JACKPOT

20 DOLLARS

If the roster jackpot grows to \$100, and the name pulled is not at the meeting, a second name will be pulled; should it get to \$200, up to 4 names may be called each month until a winner is in attendance.

Tech Seminar at Don Dormeyer's





TEXAS HILL COUNTRY

June 12-17 2022

No Place Offers The Model A Experience Like The Texas Hill Country

MAFCA NATIONAL CONVENTION
YO RANCH RESORT • KERRVILLE, TEXAS

From its spectacular scenery to its beautiful two-lane country roads, here you will experience our hobby the way it is meant to be at the 31st National MAFCA Convention!



FIND CONVENTION INFORMATION ONLINE AT: www.mafca.com

Some of the week's highlights:

- San Antonio's Famous River Walk
- The Alamo - Birthplace of Texas
- Great Sightseeing & Restaurants!
- Fine Point Vehicle Judging
- Era Fashions & Judging
- Restorers Class

Hosted by **ALAMO A'S**

Share your Holiday Spirit

To order visit
MAFCA.com
or call
866-379-3619



See the rest of our Holiday Card selections at MAFCA.com

(Cont'd from Page 2) 1931. Cape collars were starting to become popular in coats, just like the bertha collars in many of our dresses. Fabrics like wool, tweed, plush, and twill were used for winter coats. Being for winter, coats tended to be fully lined, many in heavy silk satin for warmth. Heavier coats often had padded inner linings for those colder climates. Style, detailing, and fur enhancements continued in 1930. Full fur coats were also very

popular during all 4 years, but there were very few styles that were belted. Most used buttons or hook and eyes to keep the fronts closed.

In 1931 it appears that hemlines dropped even further, possibly another 2 inches. Belts became wider and bolder in appearance on coats. Raglan/dolman sleeves were becoming more prevalent in fashions as well as coats. Fabrics still remained the same in all 4 years as well as coats being trimmed in all kinds of animal pelts.

Matching your "Outer Wear" year to your major



garment will enhance your outfit when being judged. Remember that "texture" is key. An example would be a heavy fabric of your major garment would go with any of these coats. A wool, heavy crepe and velvet would be suggested. A fine silk, georgette, or light crepe would be too light for these heavy winter coats.

Montgomery Wards, Spring/Summer 1929

Altman, Fall/Winter 1930

McCall's, May 1930

McCall's Style News, November 1931

Cowie Fur Company, 1931







Drive by for Lois Campbell at 106 YEARS
Sunday, November 7th at 12pm
Location: 13650 Del Monte Dr, Unit 35C
Seal Beach (in Leisure World)

Where to meet: Joe will send info as to where we will assemble. Let Joe know if you will be there by Wednesday Nov 3rd. Lois' son has to notify the Guards as to how many cars will be there.

Joe Goff 949-768-4627, josecool35@cox.net.

First Time

 Grandpa
 John Burroughs



Doomed gobbler: Photo shows a boy offering a turkey some seeds that he holds in one hand, and holding an axe in the other hand in the 1930s

(Cont'd from Page 3) notice the monthly meetings will be held at First Christian Church of Orange. New Business - Frank Reese has started discussing the 2022 Pancake Breakfast with The City of Orange. Suggestions for a new location for the Saturday Breakfast was discussed. Mary Dormeyer was asked to call the Elks Lodge for more information.

Announcements - The meeting refreshment coordinator thanked Linda Tom, Lori Kredit, Tissy Smith Hatcher and Jim Runyon for bringing treats, drinks and paper goods.

President Louis Hall mentioned a Yorba Linda house for sale with a 9-car garage.

Don Ratzlaff suggested that members should consider paying cash at the First Saturday Breakfast.

Hard Luck Trophy—Dennis Kliesen didn't make the last meeting because he had a flat tire; Joe Goff had three flat tires on the tour to Temecula; Joe Goff won the trophy.

Bruce MacIntosh said to contact him for a patch if you celebrated International Ford Day.

Steve Pavich showed a slide show of the Mechanized Museum.

Darwin Kibby has information from a woman who is selling a Model A Trunk.

Kathie McCall had information on a 1929 Model A that is for sale.

Adjournment & Submission and Approval of Minutes.

The meeting was adjourned at 8:35pm.

These minutes were written and submitted by Mary Dormeyer

2022 DUES RENEWAL INVOICE ~ You can use this form to submit your dues

Orange County Model A Ford Club

NAME(S): _____

AMOUNT: \$30.00 per family at same address

ANY ROSTER CHANGES?

If so, please list below:

New Family Members: _____

Cars: _____

Telephone numbers: _____

Address: _____

E-mail address(es): _____

Any other changes: _____

Would you like to add or update your photo in the Roster? Just send to the Editor at: tissysmith1@gmail.com

You may confirm current info by going to the OC Members page at www.ocmafc.com (Members Only Section) or the 2021 Roster for accuracy!!!!

Make your check payable to Orange County Model A Ford Club (OCMAFC) and mail to the club at:

P.O. Box10595
Santa Ana CA 92711

Payment MUST be received by 2/28/22 to be included in the club's Roster.

Jim's Technical Tip

By Jim Cannon

There are several places on a Model A where you are installing something that is attached with multiple screws. For example, here are a few:

- ☐ Instrument panel
- ☐ Floor boards
- ☐ Valve cover (under exhaust manifold)
- ☐ Oil pan
- ☐ Window trim

When installing them, start each screw with only a few threads. Leave them all pretty loose to start. Then you can move the piece around, as needed, to finesse each subsequent screw into the next threaded hole. The last ones are often the hardest to get aligned. I use an awl in the hole where the screw will be going to adjust the piece to get the holes to line up.

Get all of the screws started, and then go around and tighten them all up in several passes. Have the screw head just touching the piece at first, then make them all snug, then make them all fully tightened. Just like

you do when tightening head nuts, start with tightening the screws in the middle and then work your way out to the ends. Alternate sides left and right as you go on each tightening pass.

I hope this helps you get things together a bit faster and easier next time. .

Have a Model A Day! Jim



Thanksgiving Jaunt to Cambria

Leaving Wednesday, November 24

Returning after Thanksgiving~when you choose

Accommodations: Bluebird Inn 805-927-4634

Squibb House 805-927-9600 (may already be booked)

Thanksgiving dinner: www.robinsrestaurant.com (still have space available)

There are many restaurants in town, but book early. Check at www.cambriachamber.org for alternative hotel or restaurant accommodations

Contact Diane Gaughen for more info at diane@lifeinthedash.com



Election Form

Now is your time to VOTE



Please complete your ballot, one per membership, and mail to the club at
P.O. Box 10595, Santa Ana, CA

OR

Bring to the November General Meeting

PLEASE BE SURE TO VOTE!!

For further info, please contact Joe Goff

BALLOT		BALLOT	
Vice President/Tour Director (2-year Term) ERIC ENGLE Or Write In		Technical Director (2-year term) MIKE EDMONSON Or Write In	

Sunshine & Sorrow



By: Marilyn Hawkins
714-914-7371

Okay, let's welcome in the fall months by planning for our Thanksgiving dinner and being thankful for friends and family. With that being said, here's the list of friends that need our prayers for better, healthier days: **Terry Collings** had back surgery last month that was performed by computerized robots. She is staying w/her daughter while in therapy. **Carolyn Ratzlaff** is battling hyperglycemia (too much sugar in the blood because the body lacks insulin).

Who said these were the "golden years?" Sent a card to **Greg & Fran Earhart** as he is undergoing treatments for esophagus cancer. Miss seeing you both. **Carol Persons** is on dialysis 3 times/weekly due to kidney failure. Mailed a "We Care About You" card to **Mark & Eileen Schwing** as they deal daily with heart-breaking stress of Mark's dementia. Just learned that **Gerald Gaughen** had a stroke the morning of October 19th. He will be rehabilitating in a facility in Long Beach. Good news is no paralysis occurred, but having a difficult time articulating.

Phone calls to all would be greatly appreciated.

Adjusting Shock Absorbers

By Eric Engle (from the "Model A Garage Inc.")

The pointer on the shock absorber needle valve has been removed and the end of the valve slotted so that it can be easily turned with a screw driver. (See Fig 573) The numerals which were stamped on the shock absorber arm have also been removed as they are no longer required.

Slotting the end of the needle valve instead of using the pointer simplifies adjustment and prevents any possibility of the brake rod striking the needle valve.

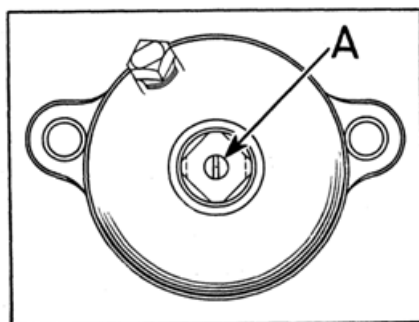


Fig. 573

Adjustment:

Turning the slotted end of the valve changes the adjustment. Resistance is increased when the needle valve is screwed in, and decreased when the valve is backed out.

The average adjustment for rear shock absorbers during warm weather is made as follows: Screw needle valve in until it seats, then back valve off 1/4 turn. For front shock absorbers, back valve off 3/8 of a turn.

For cold weather adjustment the needle valve in the rear shock absorbers should be screwed in until it seats, then backed off 1/2 to 5/8 of a turn. For the front shock absorbers the needle valve should be backed off 5/8 to 3/4 of a turn.

These settings are of course only approximate and can be easily changed to suit the individual preference of the owner and the conditions under which the car is operated. For example, the owner who drives at high speed over rough roads would require greater shock absorber resistance than the owner who drives at moderate speed over paved highways.

Dealers mechanics must check owners' cars and adjust shock absorbers to secure maximum riding qualities for the conditions under which the car is operated.

Brake Rod Striking Pointer:

Should you receive a complaint of a brake rod striking the needle valve equipped with the old style pointer, replace the needle valve with the one having the new slotted end — this will correct the trouble. The needle valve can be easily removed by screwing it out. In a case of this kind if it is necessary to change on needle valve, all four valves should be changed in order to preserve a uniform appearance and have a uniform method of adjustment.

Shock Absorber Adjustment:

Cold weather adjustment for cars equipped with shock absorbers having square end needle valve is made as follows:

Rear shock absorbers—Screw needle valve in until it seats, then back valve off 1/2 to 5/8 of a turn.

Front shock absorbers—screw needle valve in until it seats, then back valve off 3/8 of a turn.

Shock absorbers provided with needle valve pointers—set rears at 3 to 4, fronts 2 to 3.

Check level of glycerine in reservoir. Every 5000 miles the level of the glycerine in the reservoir should be brought up to the filler plug opening.



FOR SALE: 1929 Town Sedan. Located in Goleta. According to former club member Dennis Griffin the car has a good body, sheet metal with no rust. Interior needs restoration. Asking \$12,500. More information can be obtained from owner Seth Hammond @ 805-886-2000.

FOR SALE: 1930 Fordor, runs great. Overdrive. Always garaged. Frame up restoration with 17K miles. Lots of extra parts including block included. Call Dale McCall for more details at 714-469-0946

FOR SALE: I have 400 sets of pistons with thin Hastings rings for the new Burtz Model A Block kit. Cost is \$185 per set plus tax and shipping. Contact Kay Nettles at 714-832-8949

Mark Your Calendar! December 2–5 Fort Worth, Texas

Cowtown 2021 MAFCA NATIONAL AWARDS BANQUET FORT WORTH STOCKYARDS

The Fort Worth Model A Ford Club invites you to Fort Worth—where the west begins! Come and experience the uniqueness of the Fort Worth Stockyards, listed on the National Register of Historic Places.

- ♦ Enjoy our festive welcome reception & our awards banquet.
- ♦ Take part in the living history that is the Fort Worth Stockyards.
- ♦ Tour our world-famous Modern Art Museum of Fort Worth.
- ♦ Experience Technical & Informational Seminars presented by some of our leading experts.
- ♦ From authentic Texas barbeque restaurants to south-of-the-border cuisine, you can find whatever food you've got a hankering for after a day on the trail. Authentic cowboy gear, vintage record stores, fashion boutiques—there's shopping for everyone.



2315 N. Main St.
Fort Worth, TX 76164
682-255-5100

Group Discount Code:
"Model A Ford Club"

\$159 ++ per night
includes free WiFi
& buffet breakfast for 2



Look for the Registration Form in the July/August Issue

